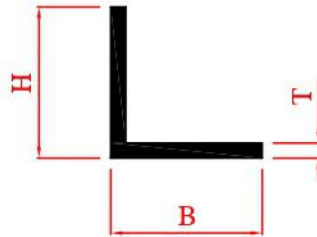


STANDARD

SECTION

STANDARD SECTION

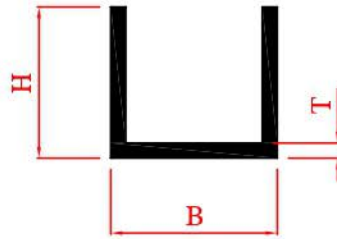
ANGLES



| PROFILE NO. | H | B | T | WEIGHT Kg/ml |
|-------------|----|----|-----|--------------|
| ST-3015 | 15 | 15 | 0.6 | 0.048 |
| ST-3020 | 20 | 20 | 0.6 | 0.064 |
| ST-3021 | 30 | 20 | 1.4 | 0.184 |
| ST-3025 | 25 | 25 | 0.6 | 0.080 |
| ST-3030 | 30 | 30 | 0.6 | 0.097 |
| ST-3033 | 30 | 30 | 2.2 | 0.343 |
| ST-3044 | 40 | 40 | 1 | 0.213 |
| | 40 | 40 | 2 | 0.421 |

STANDARD SECTION


U PROFILE



| PROFILE NO. | H | B | T | WEIGHT Kg/ml |
|-------------|------|------|-----|--------------|
| ST-6008 | 9.8 | 9.9 | 0.6 | 0.046 |
| ST-6016 | 18.4 | 17.7 | 0.6 | 0.086 |
| ST-6020 | 20 | 40 | 1.8 | 0.371 |
| ST-6044 | 20 | 44 | 2.0 | 0.429 |
| ST-6054 | 20 | 54 | 1.5 | 0.367 |

STANDARD SECTION

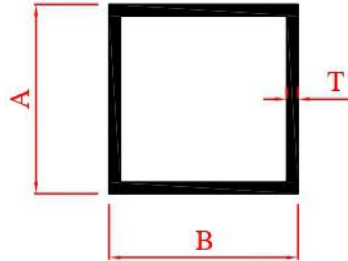
ROUND TUBES



| PROFILE NO. | Ø | T | WEIGHT Kg/ml |
|-------------|----|-----|--------------|
| ST-5016 | 16 | 1.8 | 0.216 |
| | 16 | 1.5 | 0.184 |
| ST-5019 | 19 | 1.8 | 0.263 |
| | 19 | 1.5 | 0.222 |
| ST-5025 | 25 | 1.8 | 0.354 |
| | 25 | 1.4 | 0.280 |
| | 25 | 1.0 | 0.204 |
| | 25 | 0.7 | 0.145 |
| ST-5030 | 30 | 1.5 | 0.362 |
| | 30 | 1.8 | 0.431 |
| ST-5040 | 40 | 1.8 | 0.583 |
| ST-5050 | 50 | 1.8 | 0.736 |
| ST-5060 | 60 | 1.8 | 0.888 |
| ST-5075 | 75 | 2.0 | 1.240 |

STANDARD SECTION

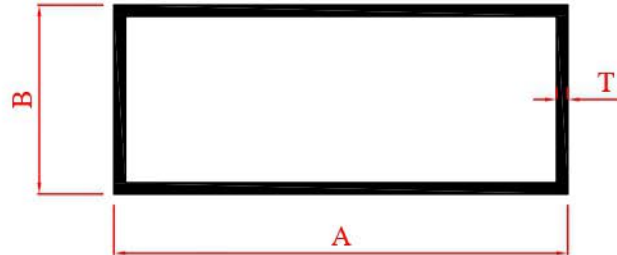
SQUARE TUBES



| PROFILE NO. | H | B | T | WEIGHT Kg/ml |
|-------------|-----|-----|-----|--------------|
| ST-4030 | 30 | 30 | 0.6 | 0.191 |
| ST-4040 | 40 | 40 | 2 | 0.821 |
| | 40 | 40 | 1.5 | 0.624 |
| | 40 | 40 | 1.1 | 0.462 |
| | 40 | 40 | 0.5 | 0.213 |
| ST-4550 | 50 | 50 | 0.7 | 0.370 |
| ST-6060 | 60 | 60 | 1.0 | 0.637 |
| ST-4010 | 100 | 100 | 3.8 | 3.948 |

STANDARD SECTION

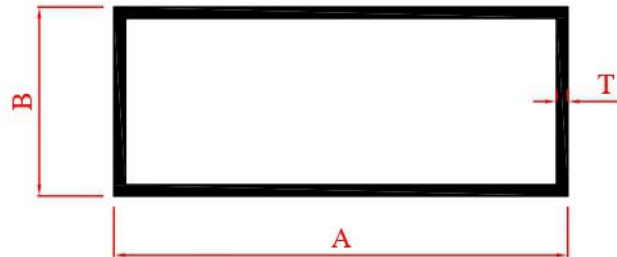
RECTANGULAR TUBES



| PROFILE NO. | A | B | T | WEIGHT Kg/ml |
|-------------|-----|------|-----|--------------|
| ST-4020 | 40 | 20 | 1.5 | 0.462 |
| ST-4510 | 100 | 50 | 1.0 | 0.800 |
| ST-4512 | 69 | 12.5 | 0.6 | 0.260 |
| ST-4520 | 80 | 20 | 2 | 1.037 |
| | 80 | 20 | 1.5 | 0.786 |
| | 80 | 20 | 0.7 | 0.373 |
| ST-4530 | 50 | 30 | 1.8 | 0.743 |
| ST-4531 | 100 | 30 | 2.0 | 1.361 |
| ST-4535 | 30 | 20 | 2.0 | 0.497 |
| ST-4560 | 60 | 20 | 2.0 | 0.820 |

STANDARD SECTION

RECTANGULAR TUBES



| PROFILE NO. | A | B | T | WEIGHT Kg/ml |
|-------------|-----|----|------|--------------|
| ST-4580 | 80 | 40 | 2 | 1.253 |
| | 80 | 40 | 1.5 | 0.948 |
| | 80 | 40 | 1.25 | 0.793 |
| | 80 | 40 | 0.5 | 0.321 |
| ST-4590 | 100 | 20 | 0.7 | 0.448 |

STANDARD SECTION

RECTANGULAR BARS



| PROFILE NO. | B | T | WEIGHT Kg/ml |
|-------------|----|-----|--------------|
| ST-2025 | 25 | 5.0 | 0.338 |